



Estd. 1972

Sunbeam English School

Annapurna, Bhagwanpur, Indira Nagar, Lahartara, Suncity, Varuna- VNS



SUMMER COOL ENJOYMENT SHEET- 2017-18

Class I

Name _____ Sec. _____ Date _____

Fairy Tale



Hello friends! I am your favourite Aladdin.
Today I am here with you to take you to the
world of fairies with my magic lamp
Hope you'll enjoy!



World of fairies...world of magic



Little fairy
shine so bright
Little fairy
Show your light
Little fairy
I'm amazed
Little fairy
You seem to blaze
Little fairy
Before you flee
Little fairy
First shine on me



Now, friends first tell me the name of your favourite fairy tale

.....

Read the clues and answer these fairy tale riddles :-

- A. (i) I have two step sisters (ii) I went to the ball and danced with a prince
(iii) I have glass slippers

Ans. _____

- B. (i) I went to grandmother's house (ii) I met a wolf (iii) I have a red hood

Ans. _____



❧ We have 5 sense organs. Now its time to tell which of the sense organs the Fairy tale characters would have used:-

- a. The smell of chocolates led Hansel to the cottage.
Name the sense organ used : _____.
- b. Ali Baba listened carefully and heard the phrase "Open Sesame".
Name the sense organ used : _____.
- c. Snow-white ate a sour apple and fainted.
Name the sense organ used : _____.
- d. Alladin rubbed the lamp and felt the lamp becoming warm and saw a genie appearing.
Name the sense organ used : _____.
- e. Cinderella saw the Prince charming in the party.
Name the sense organ used : _____.

❧ Word Pair Game :-

Read aloud the words written on the clouds to your left and right. Pair the words to name the fairytale.

Snowwhite

Hansel

Sleeping

Little

Ugly

1. _____

2. _____

3. _____

4. _____

5. _____

Beauty

Duckling

Mermaid

Gretel

the 7 dwarfs

❧ Use your wit and be hit.....!!!!

Fill the missing letters with the help of vowels and get the names of some famous fairy tales:



1. R ____ p ____ nz ____ l

2. Thre ____ Littl ____ P ____ gs

3. Be ____ ty and the Be ____ st

4. Jack and Th ____ B ____ nstalk

5. Sl ____ ping B ____ auty

6. Th ____ Pr ____ nc ____ ss and the P ____ a

❧ POLKA DOT FUN !!!!

Jack wants to climb up the beanstalk. Let's help him to decorate the beanstalk by making impressions using a ear bud:-

STEPS -

Take an ear bud, apply poster colour on it and make impressions on the leaves with green colour & stems with brown colour . Also colour the picture of Jack with your favourite plastic crayons.


Now, friends tell me, what would you like to get when you climb up the beanstalk? Choose from the options given in the box & fill your choices in empty box given below-.

- | | | |
|---------------|--------------|-----------|
| * new dresses | * cookies | * dolls |
| * watches | * ice-creams | * books |
| * cakes | * toys | * crayons |



❧ **Let's go to the wonderland and wonder, if you become a character in a fairytale.... who would that be & why?**

Paste your picture and your favourite character's picture and write few lines about it.



&



I

My favourite character

☞ Noun Fun !!!

Read the story to draw or paste pictures for the given nouns:-

Characters

Places



**Red
Ridinghood**

Animals

Things

☞ Solve the crossword :-

Down

1. The _____ tried to kill Red Riding Hood.
2. Hansel and Gretel used them for returning home.
3. Princess could not sleep the whole night because of the

Across

1. A fruit related to snow white.
2. A short story having animal characters.
3. Alice's companion.

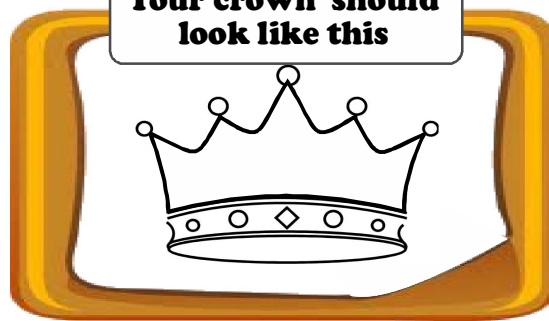


Make and decorate the crown :-

Materials Required :-

A4 size glitter sheet , scissors, white glue, plastic gems, rhinestone, glitter glue, stickers, paper shapes, buttons, small pom-pom, lace, ribbon etc.

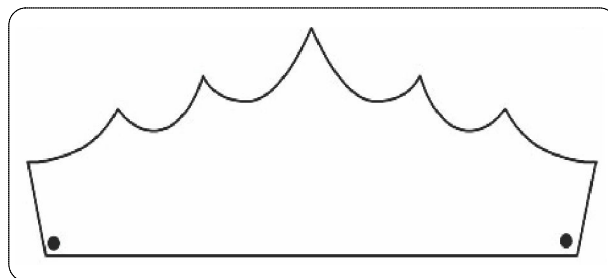
Your crown should look like this




Crown

Steps

1. Draw your favourite shape of the crown on the A4 glitter sheet. Cut two straight bands that meet at the back. Attach both the band on both the sides of the crown.
2. Decorate the crown with variety of materials like plastic gems, buttons, stickers & laces etc.
3. Measure the crown around you head. Trim the ends to achieve the right length before gluing the ends of the bands together.



Band (2 pcs.)



Colour the picture :-

FUN SPLASH!



Name of fairytale is _____

These digits given below have great significance in the fairytales.
Match the digits with the fairytales in which they appear:-



1




3

100



12

40



Friends we come to the end of this journey and now its time to do some homework. I'm sure you are going to complete your homework during your vacation.

ENGLISH :

- * Lets Practice Handwriting
Do 8 pages handwriting in English Learner's Comate.
- * Read the book 'The Mango Tree' (by Orient Black Swan) for **Reading for Pleasure Examination** on 9th Aug'17.

हिन्दी :

- * 1 से 20 तक के अंको का मौखिक तथा लिखित (लर्नर्स कोमेट) अभ्यास कीजिए।
- * आ (I) की मात्रा के पाँच शब्द अपनी कक्षा कार्य कॉपी में लिखिए।

MATH :

- * Book Work - Pg. 9, 18, 20 and 93
- * Learn & Write tables from 0 to 5 in your C.W. notebook.
- * Logical Worksheet to be done in Learner's Comate.

ENVIRONMENTAL STUDIES (Ev.S.): (To be done in the activity copy)

- * Write 5 lines about yourself or about your hobby.
- * Write any 5 parts of your body and the work they do for you.

DRAWING :

- * Book Work (Colouring) - Pg. No.- 20
- * Book Work (Craft) - Pg. No.- 11, 19, 21, 24

*Happy
Holidays*



Note : To be submitted to your class teacher on the 30th June'17.
The best completed enjoyment sheet, submitted on time will be awarded a certificate of appreciation.